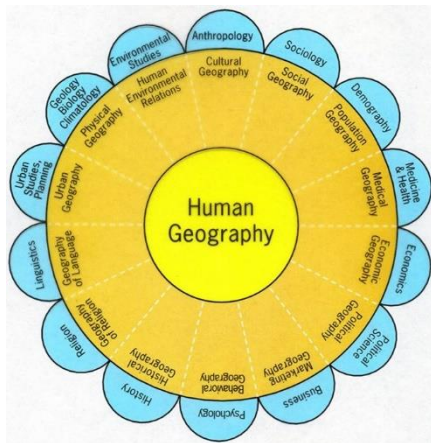


GEOG 10100-05 SYLLABUS | EDITED 08/28/2024

Introduction to Geography by Mark Bjelland, David Kaplan, Jon Malinowski, Arthur Getis, Victoria Getis, Judith Getis, Jerome Fellmann; 16th Edition | @2022
ISBN10: 1260364135 | ISBN13: 9781260364132

2. There will be additional posted readings, recordings and videos that you will be assigned, therefore that will be a requirement for the class. These will all be OER and at no-cost to you



Additional thoughts:

You will find all of the content you need in the Course Materials folder organized into chapter folders based on our course schedule (see at the end of this syllabus and on Blackboard). You will in each chapter folder:

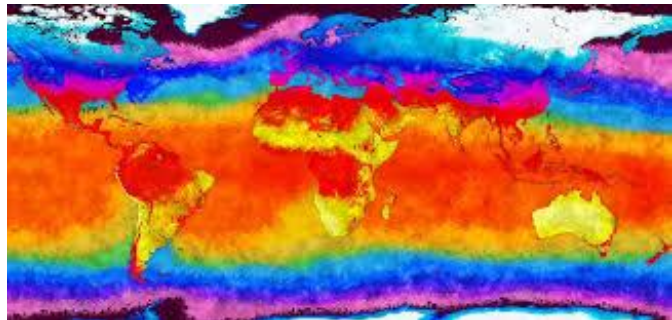
1. Pdf of the chapter's lecture notes
 2. Links to content relevant articles, videos, tutorials, virtual field trips that can supplement the week's topic as well as any "breaking news" when it comes to all things Geography.
 3. Links to discussions and other class participation assignments
- In the general Course Content folder you will find
4. Link to our zoom class and link to office hours
 5. Our scheduled exams will be found there. Exams will be available during our regular zoom sessions.

Don't worry, I will post announcements and will go over what you need to do each week.

Blackboard:

Make sure that your Blackboard account is active and that you know how to use it. We will use BB extensively in this course so please make sure that you familiar with the application before the course begins. I will use it for course related work, send out assignments, reminders and emails. There will be classwork and assignments that are Blackboard-based (i.e., exams, content materials, discussion, etc.) and it will be the delivery method for any online discussions, lectures and the access point for our zoom sessions.

We will go over these in our first class session – but please email me as soon as you find that you can't find something or don't know how to get to an activity. I will not be responsible for work that you miss because you do not check your school email account or you didn't check BlackBoard.



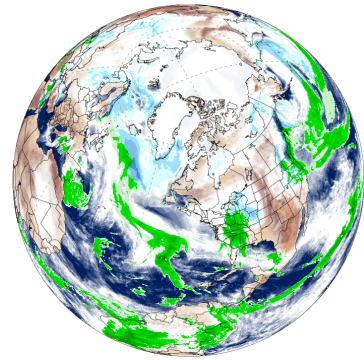
Grading Policies:

- Attendance - Each week in the course consists of two zoom meeting that you are required to attend, along with homework and/or long-term projects. You are responsible for obtaining class notes or any other information that you might have missed. It is easy to *zoom out* while zooming, but the thing is then you do not get the benefit of being in class; of being part of the conversation. I will be taking attendance, and there might be some online activity or assignment that you might miss if you do not attend or are not paying attention to your screen.
- I do not give incompletes (IN) except extraordinary circumstances that are documented.
- CR/NC option is only available to students who have completed all of the coursework, including the final exam.
- If you miss an exam, including the final exam, you must contact me within 48 hours with a valid and documentable reason for your absence so that we can find an alternate, mutually convenient time for a make-up exam. It will not be the same exam that was originally given. If you do not reach out within 48 hours, you will receive a grade of zero (0) for that exam.

Adapted from Temple University

***Netiquette:** While using e-mail, discussion forums, and chat rooms, please observe the following guidelines:

- Show respect when interacting through electronic communications.
- Consider the vocabulary and length of electronic communications.
- Choose words carefully avoiding those with double meanings.
- Be aware that body language is not visible, so the tone of the electronic communications may be easily misinterpreted.
- Humor may be misinterpreted.
- Be sure to avoid profanity, sarcasm, and hurtful language.
- When evaluating or commenting on other student's work, please focus on the issue and do not attack the sender.
- Reread what you typed for spelling errors, tone, message content, grammar, sentence structure, etc.



***Zoom Etiquette:**

- Put your camera on whenever possible. Try looking into the camera when you are speaking rather than looking at yourself or the other participants. This makes it seem as if you are making eye contact with others and speaking directly to them. If you are uncomfortable with your background, use a virtual background.
- Do not walk away from the camera during class. If you have to step away momentarily, turn your video off.
- Consider your appearance and actions. Wear what you would if you were attending class in person. Do not engage in behaviors that would not be acceptable in the physical classroom.
- Be sure to mute yourself when you are not speaking to eliminate background noise. When you are on mute, continue to remain engaged (for example, take notes, smile, nod, raise your hand).
- Be on time to your virtual sessions.

Grading policy:

Exams: (25 %; 25 %; 30 %)

Exams will be a mix of multiple choice, true/false and fill-in-the-blank and short answer questions.

There will be 2 exams that cover new chapters each time, however that are building on previous knowledge. The third exam will focus not only on the last set of new chapters, but will revisit some of the main elements of the course as well.

Class participation (20%): Our sessions and online world on Bb will be a place for discussion of our course content, discussion of what surrounds us, and impacts us – both local and global. We will be collecting and sharing information as the semester continues. You need to take part in the class conversation to become a better and more informed global citizen.

Syllabus Policy:

Except for changes that substantially affect grading, this syllabus is a guide for the course and is subject to change with advance notice. These changes will be announced in class and through Blackboard announcements. Make sure to check Bb regularly.



GEOG 10100-05: People and Their Environments

#	Date	Lecture schedule
1	29-Aug	Intro to the course; begin Chapter 1: Introduction
x	2-Sep	No class
2	5-Sep	Chapter 1: Introduction
3	9-Sep	Chapter 1: Introduction
4	12-Sep	Chapter 2: Techniques of Geographic Analysis
5	16-Sep	Chapter 2: Techniques of Geographic Analysis
6	19-Sep	Chapter 3: Physical Geography: Landforms
7	23-Sep	Chapter 3: Physical Geography: Landforms
8	26-Sep	Chapter 3: Physical Geography: Landforms
9	30-Sep	Chapter 4: Physical Geography: Weather and Climate
x	3-Oct	No class
10	7-Oct	Chapter 4: Physical Geography: Weather and Climate
11	10-Oct	Chapter 4: Physical Geography: Weather and Climate
x	14-Oct	No class
12	15-Oct	Exam 1 (Tuesday is Monday's schedule)
13	17-Oct	Chapter 5: Population Geography
14	21-Oct	Chapter 5: Population Geography
15	24-Oct	Chapter 5: Population Geography
16	28-Oct	Chapter 6: Cultural Geography
17	31-Oct	Chapter 6: Cultural Geography
18	4-Nov	Chapter 6: Cultural Geography
19	7-Nov	Chapter 8: Political Geography
20	11-Nov	Chapter 8: Political Geography
21	14-Nov	Exam 2
22	18-Nov	Chapters 9: Economic Geography - focus on Agriculture
23	21-Nov	Chapters 9: Economic Geography - focus on Agriculture
24	25-Nov	Chapter 10: Economic Geography - focus on Manufacturing
x	28-Nov	No class
25	2-Dec	Chapter 12: The Geography of Natural Resources
26	5-Dec	Chapter 12: The Geography of Natural Resources
27	9-Dec	Chapter 13: Human Impact on the Natural Environment
28	12-Dec	Chapter 13: Human Impact on the Natural Environment

